

## One Step Pregnancy Testing Cassettes

### TESTING A PATIENT

- All users must be trained and competency assessed to use this piece of POCT equipment.
- It is the users responsibility to ensure they are certified to use this piece of POCT equipment.



#### Step 1

Cassettes can be stored between 4-30°C. Keep away from direct sunlight, moisture and heat



#### Step 2

Cassettes **MUST** be at room temperature prior to use. Check the expiry date on the foil package and confirm it is undamaged



#### Step 3

The urine specimen **MUST** be fresh, collected in a plain container and well mixed



#### Step 4

Once the foil pouch has been opened, the cassette should be used straight away. Place the cassette on a flat dry surface



#### Step 5

Using the supplied pipette, squeeze the bulb and draw up about 4 drops, (0.2ml) sample.



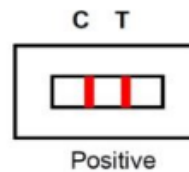
#### Step 6

Dispense urine into sample well on cassette.



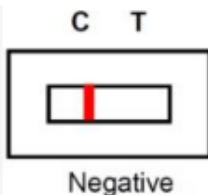
#### Step 7

Start the timer and read result **at 5 minutes**. Results seen after this time are not considered valid.



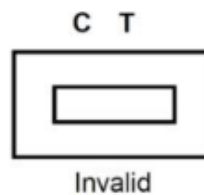
#### Step 8

**Positive** results may be seen at any point during the 5 minutes. Both lines **MUST** be visible. Even a faint test line is **Positive**



#### Step 9

**Negative** results **MUST** be confirmed at 5 Minutes. The control Line **MUST** be clearly visible.



#### Step 10

If no lines appear the test is invalid and should be repeated with a new cassette.



#### Step 11

Discard the cassette with pipette and associated packaging into a clinical waste container.



#### Step 12

Document and refer results according to local protocols.

#### Health and Safety

Treat urine samples and used test devices as if they are potentially infectious. Avoid contact with skin.

#### Result Quality

This test detects 25IU/ml HCG in urine normally reached by 7-10 days after conception. Earlier testing or very dilute urine may give a negative result. Alcohol may interfere with the test result. Other causes of raised HCG include trophoblastic disease and certain neoplasms including breast cancer and lung cancer tumours.

**Remember – always consider the result obtained – does it match the clinical picture?**

### Point of Care Testing Team



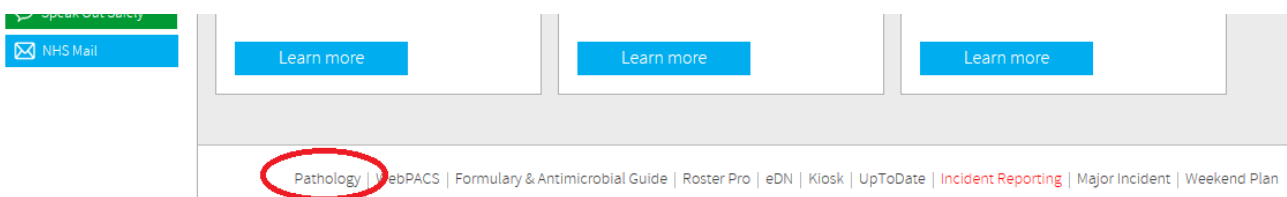
Pregnancy tests are governed by the Point of Care Team.

For device training and access and advice on any POCT equipment please contact the team on;

Telephone: 01892 635962

Email: [mtw-tr.POCT@nhs.net](mailto:mtw-tr.POCT@nhs.net)

Further information and working instructions, please see the Pathology website which is accessible via the link at the bottom of the Intranet page.



### Pathology Website

MTW Pathology Public Webpage - Provides Pathology Service information

