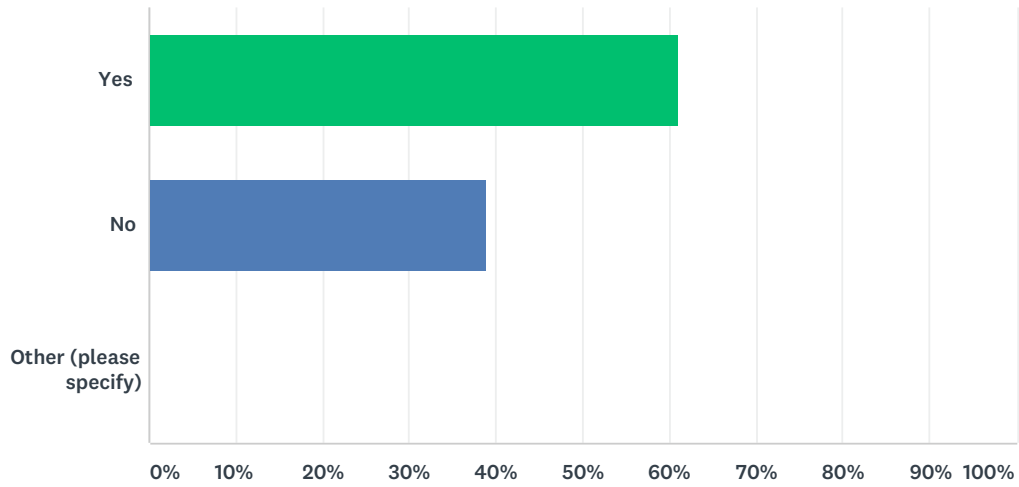


## Q1 Do you use the digital images on our website?

Answered: 36 Skipped: 0

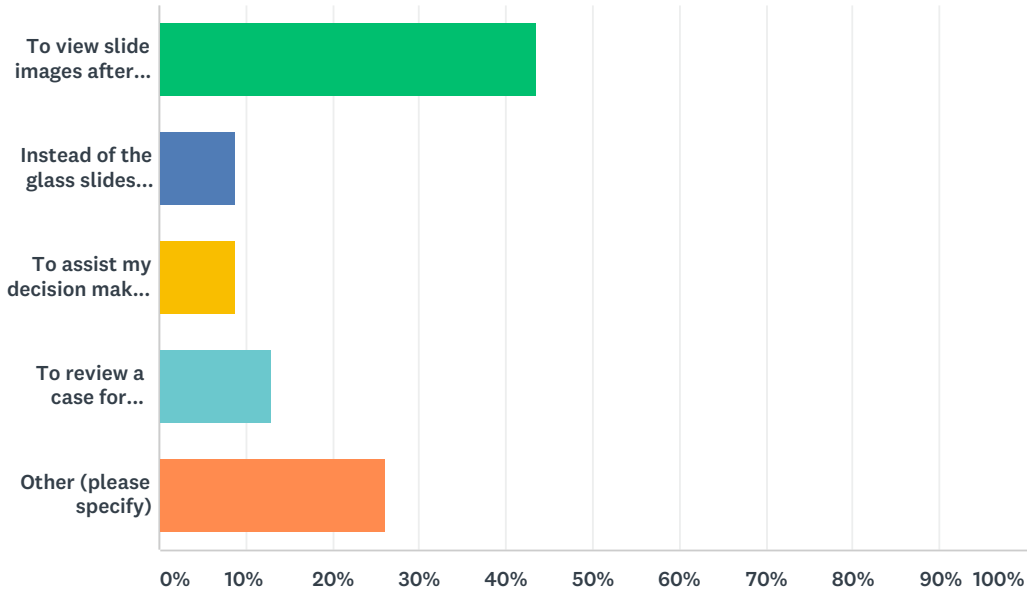


ANSWER CHOICES	RESPONSES	
Yes	61.11%	22
No	38.89%	14
Other (please specify)	0.00%	0
<b>TOTAL</b>		<b>36</b>

#	OTHER (PLEASE SPECIFY)	DATE
	There are no responses.	

## Q2 If yes, please tell us how you use them.

Answered: 23 Skipped: 13

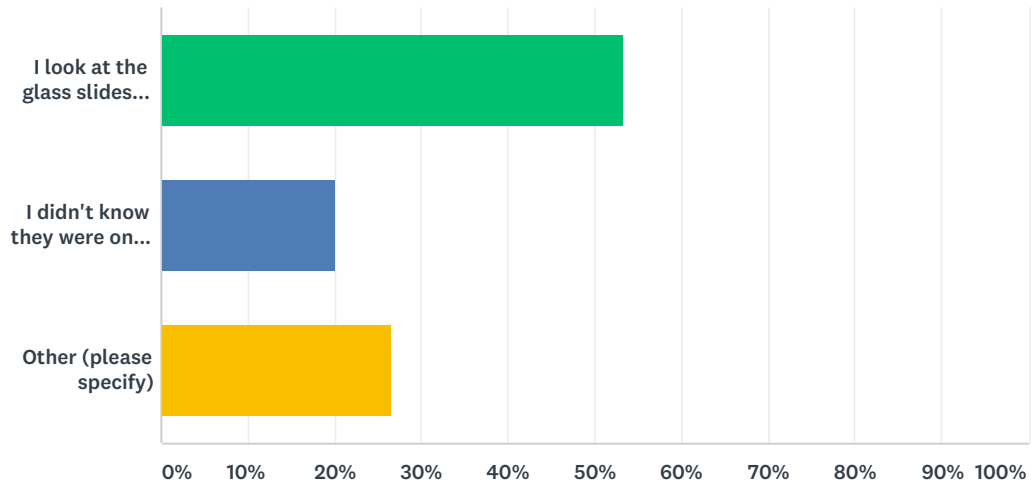


ANSWER CHOICES	RESPONSES	
To view slide images after the glass slides have left my department, before submitting my responses	43.48%	10
Instead of the glass slides when entering my responses	8.70%	2
To assist my decision making while completing the case consultation exercise	8.70%	2
To review a case for educational purposes if I have been awarded a low score	13.04%	3
Other (please specify)	26.09%	6
<b>TOTAL</b>		<b>23</b>

#	OTHER (PLEASE SPECIFY)	DATE
1	use them if I am uncertain of diagnosis but slides have been returned	3/6/2018 4:10 PM
2	just to see now and then.	3/6/2018 12:01 PM
3	Options 1 and 3 above!	3/5/2018 11:05 AM
4	1, 3 & 4	3/2/2018 4:49 PM
5	Only occasionally	3/2/2018 3:41 PM
6	Preliminary viewing before glass slides arrive in department, then again when the slides are no longer in my possession, as a visual reminder prior to submitting responses.	3/2/2018 3:25 PM

### Q3 If no, please tell us why

Answered: 15 Skipped: 21

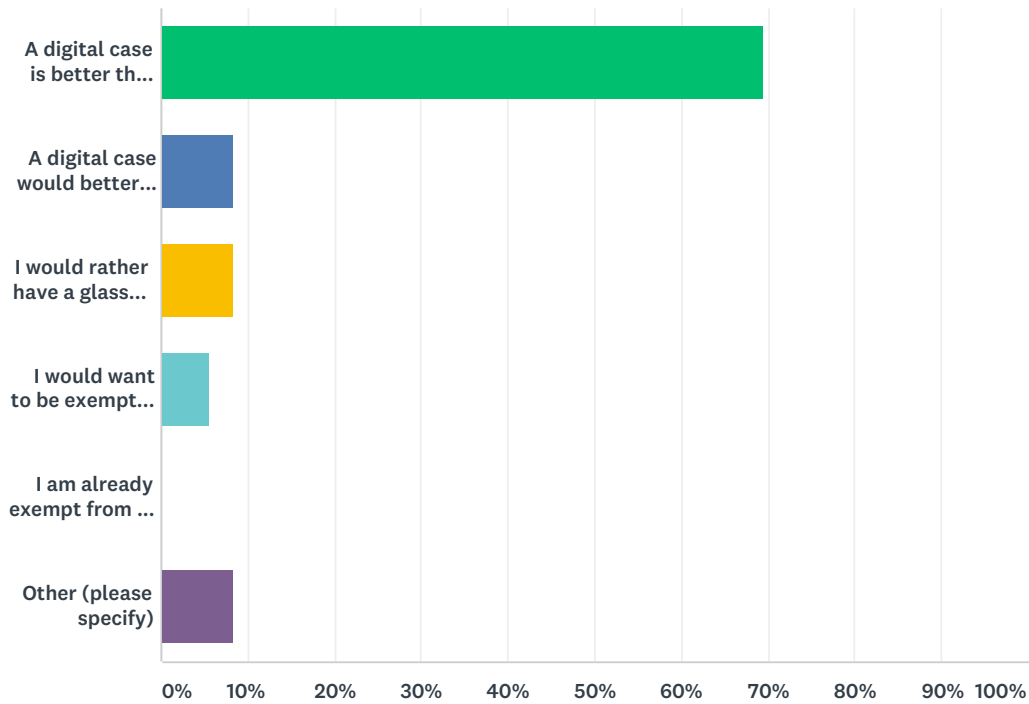


ANSWER CHOICES	RESPONSES	
I look at the glass slides in preference, so don't need to use the images	53.33%	8
I didn't know they were on the website	20.00%	3
Other (please specify)	26.67%	4
<b>TOTAL</b>		<b>15</b>

#	OTHER (PLEASE SPECIFY)	DATE
1	I used the images only once after the slides had been sent back, changed my diagnosis on the basis of the digital images, which changed my answer from right to wrong, so no plans to do that again!	3/14/2018 11:50 AM
2	N/A	3/6/2018 4:10 PM
3	On this occasion used the slides, have used websites for other eqas	3/5/2018 12:07 PM
4	trust computers are rubbish	3/2/2018 3:25 PM

**Q4 Respiratory cases are difficult to obtain due to the small original sample size. We are looking at alternative solutions in order to preserve the scope of the scheme. If a digital-only case was provided for some rounds instead of a glass slide for this category, how would you feel?**

Answered: 36 Skipped: 0

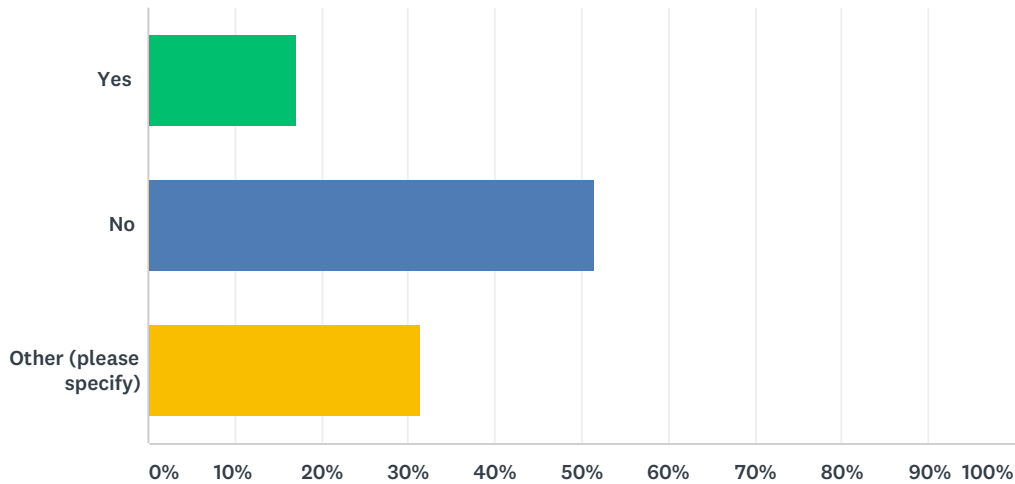


ANSWER CHOICES	RESPONSES	
A digital case is better than no case	69.44%	25
A digital case would better reflect working practice than the glass slides do now for the respiratory system	8.33%	3
I would rather have a glass slide from a different organ system if no respiratory glass slide is available	8.33%	3
I would want to be exempt from the respiratory organ system when digital slides are issued	5.56%	2
I am already exempt from the respiratory organ system	0.00%	0
Other (please specify)	8.33%	3
<b>TOTAL</b>		<b>36</b>

#	OTHER (PLEASE SPECIFY)	DATE
1	Happy to have a digital case if it is a good example and a single pathology	3/14/2018 12:05 PM
2	i would prefer to use the same mode as other cases	3/6/2018 12:01 PM
3	it is unreasonable to mark EQA (career threatening) in a mode which is not normally used. Leeds clearly state that for digital assessment there must be training and confirmation that it is OK. Our computers are rubbish, not only band width etc but ancient monitors.	3/2/2018 3:25 PM

### Q5 We are extremely short of new cases to select from the Respiratory, Lymphoreticular and Educational categories. Are you able to supply a new case to us in the next month?

Answered: 35 Skipped: 1



ANSWER CHOICES	RESPONSES	
Yes	17.14%	6
No	51.43%	18
Other (please specify)	31.43%	11
<b>TOTAL</b>		<b>35</b>

#	OTHER (PLEASE SPECIFY)	DATE
1	Possibly	3/14/2018 11:49 AM
2	I have recently supplied a couple of respiratory cases. I will look out for more but may not come up with them in teh next month.	3/14/2018 11:42 AM
3	Have submitted two cases recently	3/7/2018 3:19 PM
4	not sure - I'll try	3/6/2018 4:10 PM
5	possibly	3/6/2018 12:01 PM
6	not sure	3/6/2018 9:00 AM
7	Possibly	3/5/2018 11:05 AM
8	Just supplied 3 cases	3/5/2018 9:09 AM
9	Will try	3/2/2018 7:35 PM
10	not sure	3/2/2018 3:41 PM
11	will try not at work at the moment	3/2/2018 3:25 PM

## Q6 Please let us know if you have any comments or suggestions regarding the digital slide images.

Answered: 11 Skipped: 25

#	RESPONSES	DATE
1	I used the images only once after the slides had been sent back, changed my diagnosis on the basis of the digital images, which changed my answer from right to wrong, so no plans to do that again!	3/14/2018 11:50 AM
2	Good idea.	3/7/2018 3:19 PM
3	I find difficult to use but would probably improve if I had to use them.	3/6/2018 4:10 PM
4	its a way forward however in a slow manner	3/6/2018 12:01 PM
5	Having the digital images to view after the glass slides have left the department is very useful.	3/5/2018 11:05 AM
6	Depends on your practice. The pulmonary EQA is all digital and seems OK but there is still an issue in that all routine work is still done on slides. Digital cases would have to be barn door and not subtle/nebulous entities.	3/5/2018 9:09 AM
7	The digital slides are difficult to open on NHS computers and when they do open take a long time to download.	3/2/2018 7:35 PM
8	As above if digital slides are used for real work the system must be verified with each individual. It is not ok to threaten our livelihood using computers and monitors not fit for purpose on a technique we have not done before. I am not against introducing digital pathology but, as recommended, it must be with proper equipment, training, and verification. If you bring it in for EQA you risk either threatening people's livelihood on something they don't normally do, or, possibly more dangerous, discovering some issue which you cannot address because you have not done it in a fair and work related way.	3/2/2018 3:25 PM
9	I think continuing to have some glass slides is ideal, but I grudgingly accept that use of digital slides is almost inevitable, particularly for smaller biopsies that often do not make it into the EQA.	3/2/2018 3:25 PM
10	It would be much easier for me to supply cases in general if I could supply one slide which was then digitised.	3/2/2018 3:17 PM
11	Digital pathology is the future	3/2/2018 3:13 PM