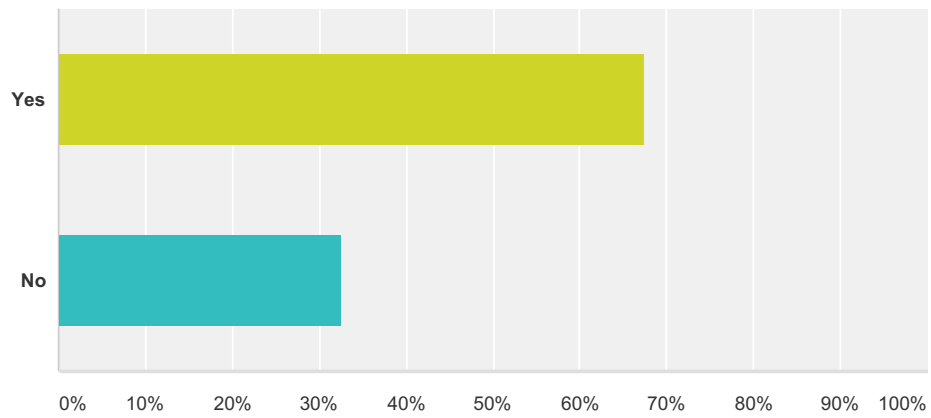


### Q1 Have you ever submitted a new case to the scheme?

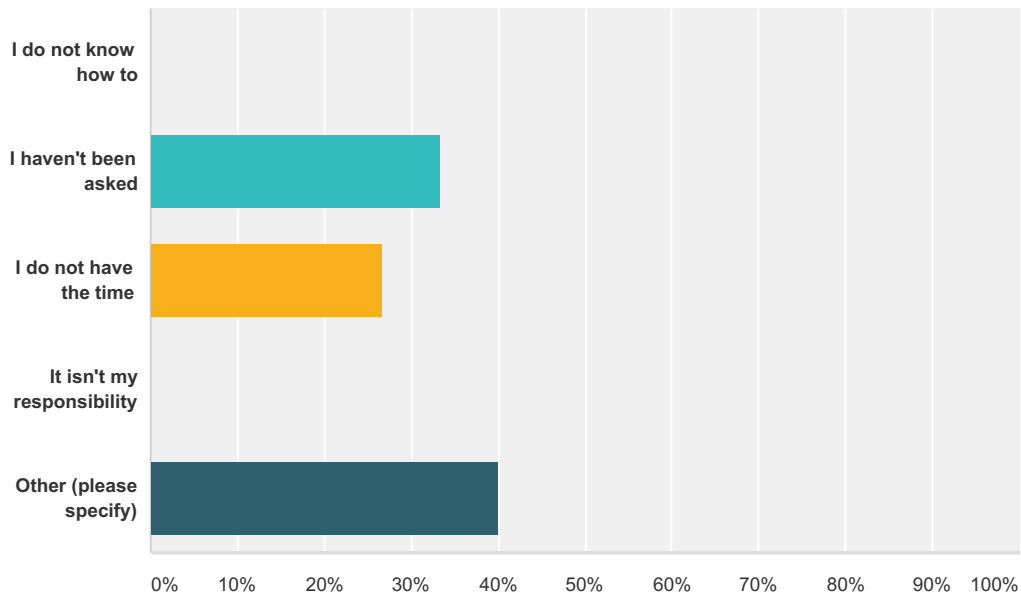
Answered: 43 Skipped: 0



Answer Choices	Responses	
Yes	67.44%	29
No	32.56%	14
<b>Total</b>		<b>43</b>

## Q2 If no, please let us know why (tick all that apply)

Answered: 15 Skipped: 28

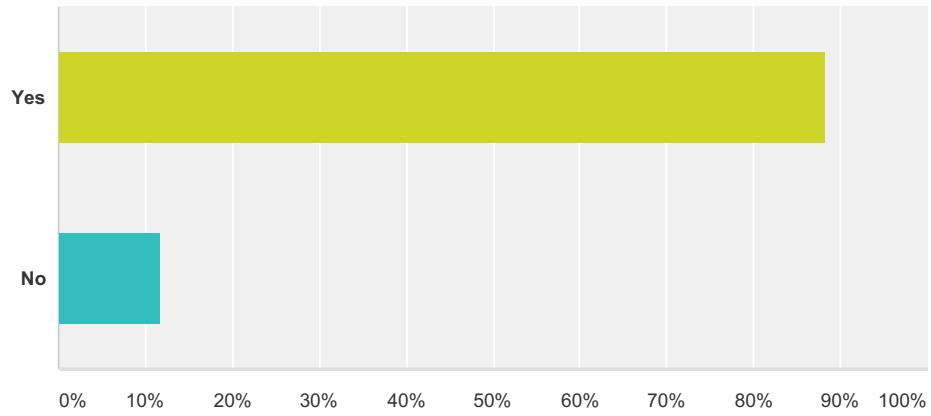


Answer Choices	Responses
I do not know how to	0.00% 0
I haven't been asked	33.33% 5
I do not have the time	26.67% 4
It isn't my responsibility	0.00% 0
Other (please specify)	40.00% 6
<b>Total</b>	<b>15</b>

#	Other (please specify)	Date
1	got slides cut but need to fill in the form - and am searching for form in my documents	3/24/2017 10:34 AM
2	I have joined not a long time ago.	3/22/2017 1:06 PM
3	I am a Locum consultant.	3/21/2017 12:36 PM
4	Only recently joined the scheme	3/21/2017 12:03 PM
5	the lab is very overworked and asking them to cut EQA sections would hamper our work turnaround.	3/15/2017 3:11 PM
6	I have only recently joined the scheme and at the time that emails have requested cases, I have not felt that I have a case that is suitable to send.	3/15/2017 1:47 PM

**Q3 Were you aware that as part of your agreement of the terms of the scheme, you have agreed to submit cases when requested?**

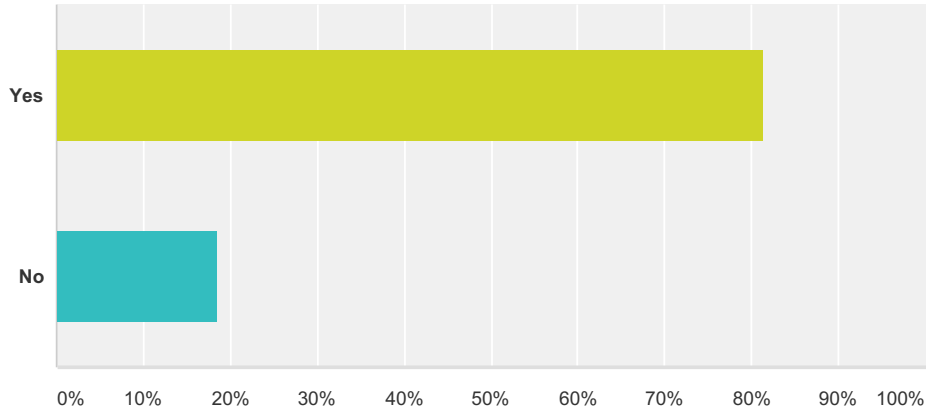
Answered: 43 Skipped: 0



Answer Choices	Responses	
Yes	88.37%	38
No	11.63%	5
<b>Total</b>		<b>43</b>

**Q4 Are you aware that with each new complete case that you submit to the scheme, you will earn 1 CPD point?**

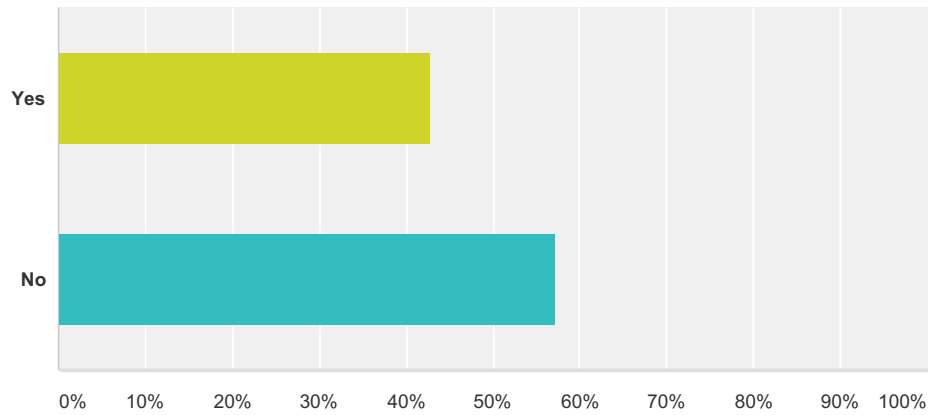
Answered: 43 Skipped: 0



Answer Choices	Responses	
Yes	81.40%	35
No	18.60%	8
<b>Total</b>		<b>43</b>

### Q5 Would you like photos of immunohistochemistry staining included in the circulations?

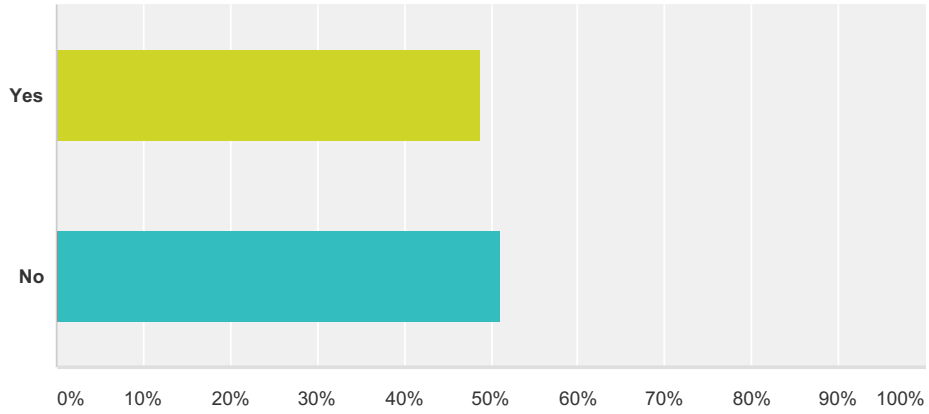
Answered: 42 Skipped: 1



Answer Choices	Responses	
Yes	42.86%	18
No	57.14%	24
<b>Total</b>		<b>42</b>

**Q6 When submitting a new case, would you be prepared to send photos of immunohistochemistry or other relevant staining?**

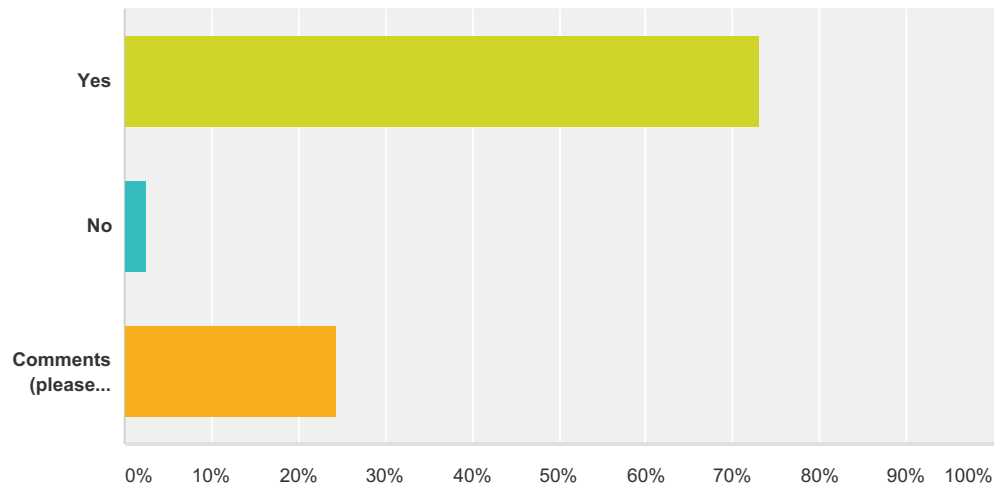
Answered: 41 Skipped: 2



Answer Choices	Responses	
Yes	48.78%	20
No	51.22%	21
<b>Total</b>		<b>41</b>

### Q7 Do you find the case mix acceptable?

Answered: 41 Skipped: 2

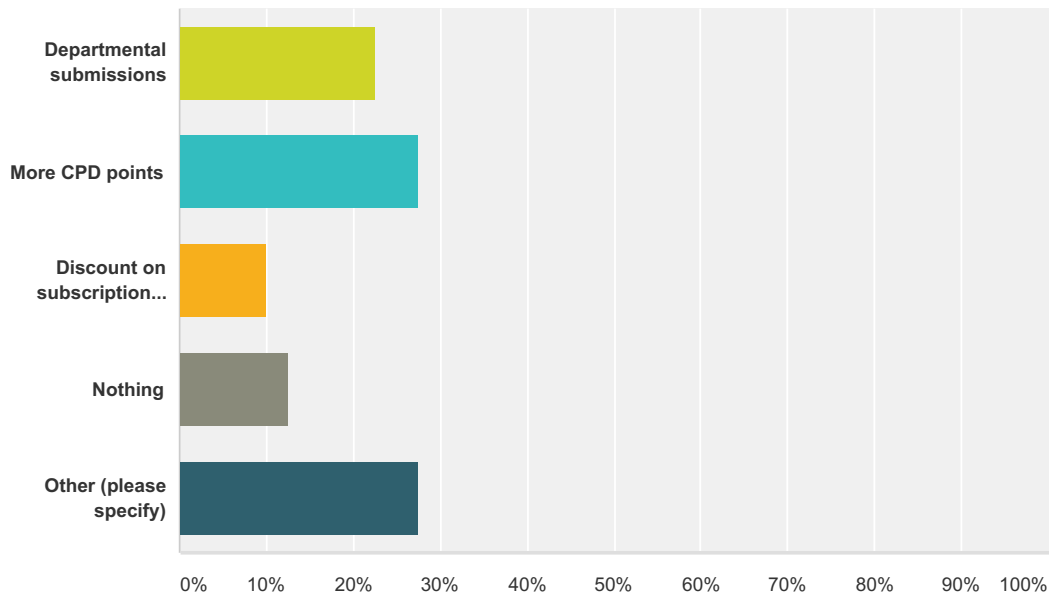


Answer Choices	Responses	Count
Yes	73.17%	30
No	2.44%	1
Comments (please specify)	24.39%	10
<b>Total</b>		<b>41</b>

#	Comments (please specify)	Date
1	Yes, but... Too many lymphoma cases that I would always refer to a specialist for an opinion, without performing immuno etc myself.	3/26/2017 9:45 PM
2	I feel that mentioning the result of immuno or relevant staining is sufficient rather than sending photographs.	3/22/2017 1:06 PM
3	At times, there seem to be specialist cases included which are probably outside the remit of most general cellpath practice.	3/21/2017 12:52 PM
4	Some cases too specialised for general EQA Some cases do not have enough information/immunos to give answer	3/21/2017 11:48 AM
5	Some circulations contain incredibly esoteric diagnoses which are not representative of a normal day to day case mix and invariably require extensive immunohistochemical panels, second opinions etc etc. These are never provided! Similarly many cases of the cases submitted are impossible to diagnose without the relevant clinical details or ancillary investigations. Again, these are invariably never provided.	3/16/2017 10:29 AM
6	Sometimes a bit specialised now that I have dropped certain areas of reporting but must be the same for many people, and still interesting. (It would be good to be able to indicate this when reporting).	3/15/2017 4:12 PM
7	Generally a good mix of cases but sometimes too many lymphoid ones (esp. when the immuno findings aren't always clear) and ENT cases might not be representative of everyone's workload if your hospital doesn't have an ENT dept.	3/15/2017 2:26 PM
8	There seems to be a relatively high number of subspecialist cases e.g. lung resections that only very few people reports.	3/15/2017 2:24 PM
9	they appear to be 'interesting' things rather than normal stuff. The urology and skin are often harder than the specialist urology circulation. the lungs include excisions of things which very few hospitals see,	3/15/2017 2:07 PM
10	Difficult question. With increasing specialties and most big specialist cases reported at tertiary centres, I am finding certain cases are not entirely suitable for general pathologists anymore. For example: There have been quite a number of urological cases (testicular tumours), which can be quite difficult to diagnose correctly especially when there is no immunohistochemistry provided. And since I don't do uropathology with time my knowledge is deteriorating.	3/15/2017 1:38 PM

### Q8 What would encourage you to provide cases for the scheme? (tick all that apply)

Answered: 40 Skipped: 3



Answer Choices	Responses
Departmental submissions	22.50% 9
More CPD points	27.50% 11
Discount on subscription fee	10.00% 4
Nothing	12.50% 5
Other (please specify)	27.50% 11
<b>Total</b>	<b>40</b>

#	Other (please specify)	Date
1	Frequent automated reminders	3/27/2017 3:24 PM
2	Removing the requirement for cases from the previous three months	3/21/2017 12:52 PM
3	Invitation to	3/21/2017 12:06 PM
4	time within job to organise, better in-house recall system	3/21/2017 11:53 AM
5	I think that it is part of the duty of participating in an EQA.	3/17/2017 10:37 AM
6	Issue is lack of time, not lack of willingness (have some cases I was thinking of sending, but have been on my 'things to do' list for some weeks).	3/16/2017 1:14 PM
7	more time in my day..... impossible I know	3/16/2017 9:55 AM
8	I feel responsible to contribute towards EQA running.	3/15/2017 2:15 PM
9	Very tricky I know. Maybe a rule like first case with sufficient tissue on a certain date would mean people didn't have to think about it and didn't treat it like a slide club	3/15/2017 2:07 PM
10	I understand that one could be excluded from the scheme if one doesn't send a case when asked, I presume this hasn't been enforced yet.	3/15/2017 2:07 PM



## South East England Histology EQA Scheme Case Submission 2017

11	<p>The problems that I have encountered have been the unsuitability of the requests; eg for lung cases (when all I report is small lung biopsies). I have decided to just send interesting cases that I encounter disregarding the specific requests at times. The other issues are related to time pressure. To prepare the sections, to check through the slides etc. The form that has to be filled now is more cumbersome than before. The idea of the photographs above is good but again, I do not have good digital camera attached to my microscope, meaning I have to take a separate effort to have those photos taken. In the mean time diagnostic work is increasing with pressure from all sorts of targets.</p>	3/15/2017 1:38 PM
----	---	-------------------

## Q9 Any further comments

Answered: 6 Skipped: 37

#	Responses	Date
1	I will definitely be submitting some cases in the very near future!	3/26/2017 9:45 PM
2	apologies - I will get on and do the form	3/24/2017 10:34 AM
3	I need to motivate myself to send cases more frequently.	3/21/2017 12:53 PM
4	As always I would like to express my gratitude to all of those involved in organising the scheme and the hard work they put into it.	3/16/2017 10:29 AM
5	Most of the problems are the pressure on labs to cut the sections, then the limited secretarial assistance to send them. Sometimes I give up to send new cases for the above reasons.	3/15/2017 6:23 PM
6	Beaing asked to provide cases for specific area of pathology is more difficult. A more general request may help but specifying areas of need.	3/15/2017 4:12 PM